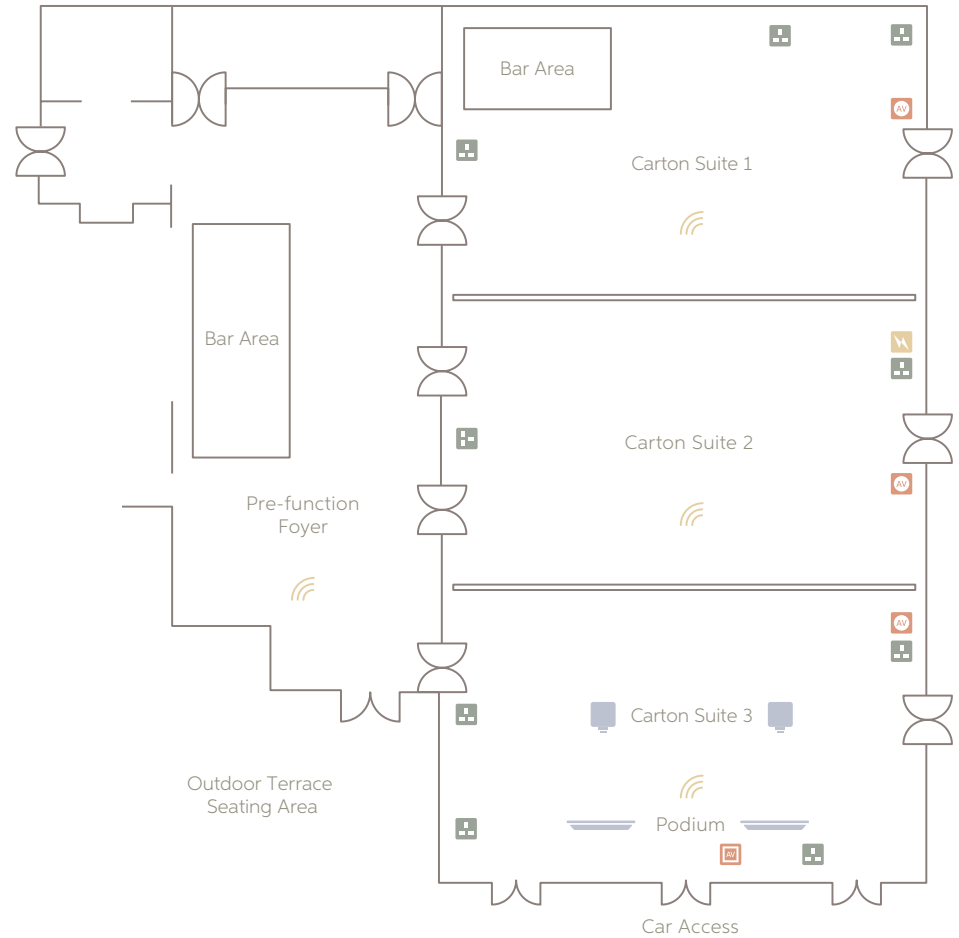


CARTON SUITE

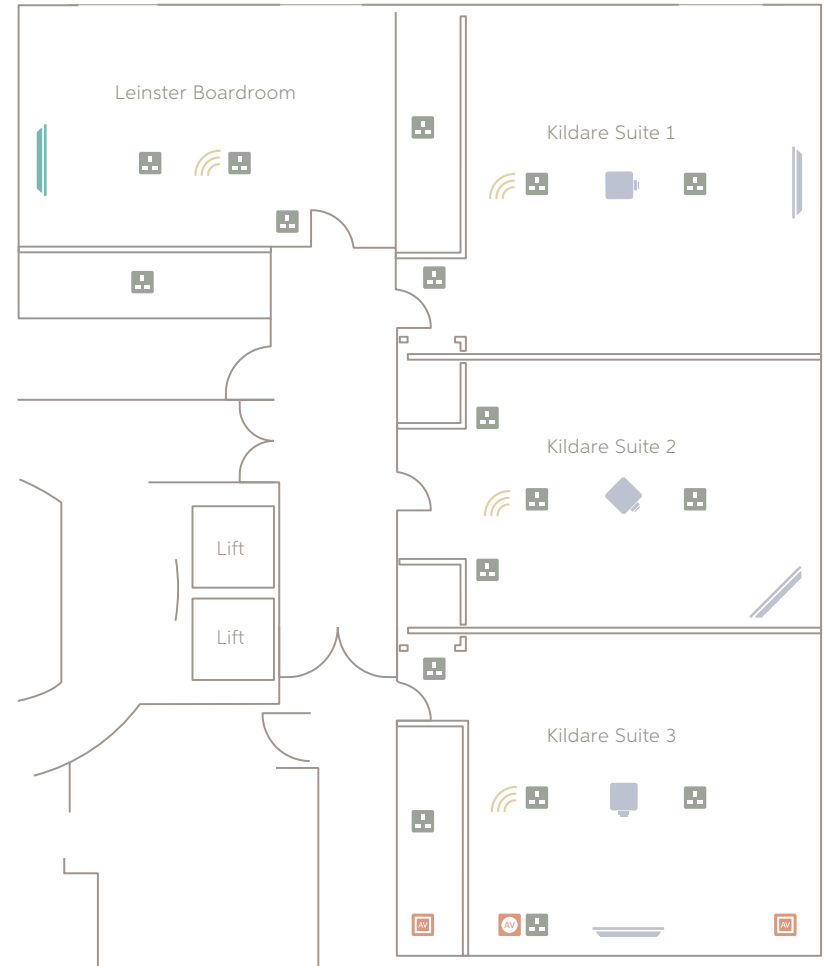


Room	Sq mts	Ceiling Height	Banquet	Theatre	Classroom	Boardroom	U-shape	Dinner Dance	Cabaret
Carton Suite	510	3.2m	360	500	250	-	94	330	250
Carton Suite 1	162	3.2m	100	150	60	40	42	100	60
Carton Suite 2	186	3.2m	100	150	60	40	42	100	60
Carton Suite 3	162	3.2m	100	150	60	40	42	100	60
Pre-function Foyer	190	2.5m	-	-	-	-	-	-	-



Car Access & Loading - 4000kg

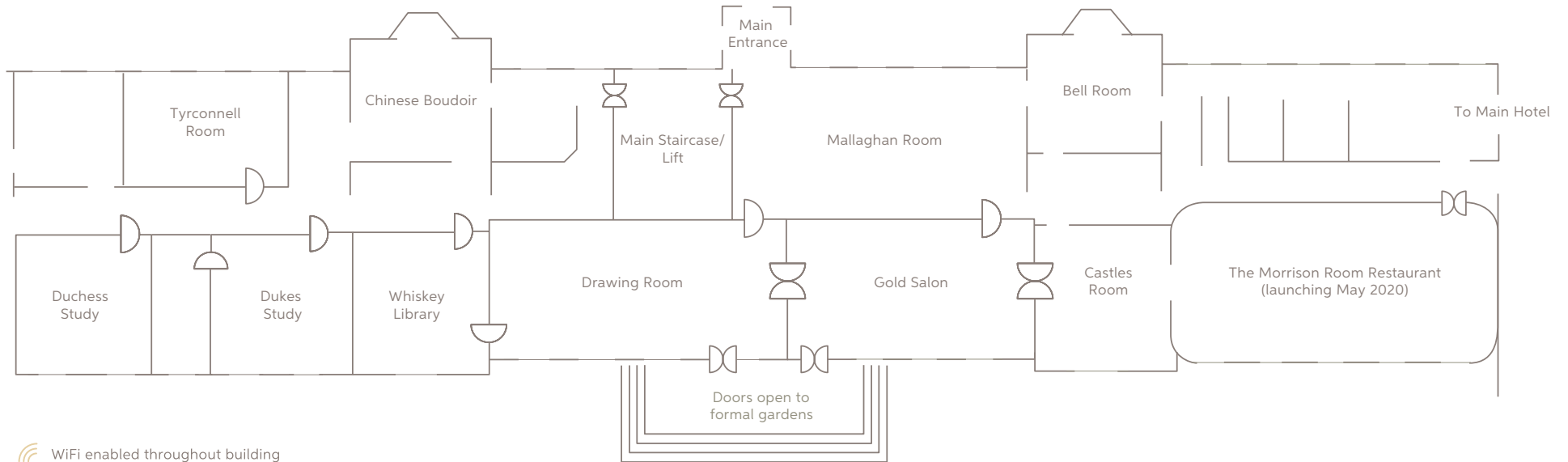
LEINSTER BOARDROOM AND KILDARE SUITE



Room	Sq mts	Ceiling Height	Theatre	Classroom	Boardroom	U-shape	Cabaret
Leinster Boardroom	34	2.4m	-	-	14	-	-
Kildare Suite	288	2.4m	100	60	40	50	54
Kildare Suite 1	102	2.4m	30	20	18	18	-
Kildare Suite 2	86	2.4m	30	20	18	18	-
Kildare Suite 3	99	2.4m	30	20	18	18	-



MANOR HOUSE MAP



 WiFi enabled throughout building

Room	Sq mts	Ceiling Height	Banquet	Theatre	Classroom	Boardroom	U-shape	Cabaret	Cocktail Reception
Duchess Study	35	5.5m	-	-	-	8	-	-	-
Dukes Study	31	5.5m	-	-	-	8	-	-	-
Whiskey Library	31	5.5m	-	-	-	6	-	-	-
Drawing Room	83	5.5m	70	70	30	26	20	36	100
Tyrconnell Room	31	5.5m	-	25	-	16	14	-	-
Gold Salon	62	5.5m	40	40	24	24	15	24	60